

366 FIFTH AVENUE

PREMIER FIFTH AVENUE CORNER AVAILABLE

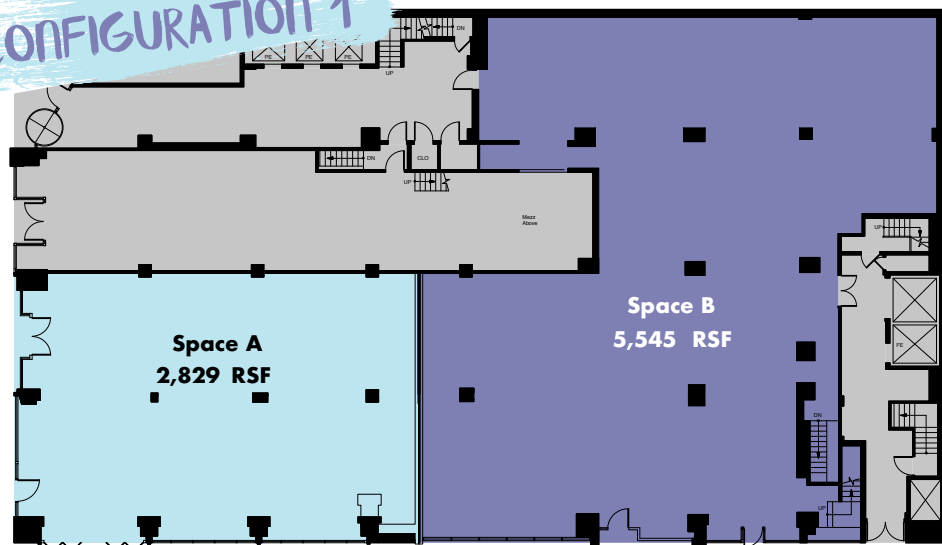
CORNER OF 35TH AND FIFTH AVENUE



MULTIPLE DIVISIONS AVAILABLE



CONFIGURATION 1



Space A:

Ground 2,829 SF
Ceiling Height 16'

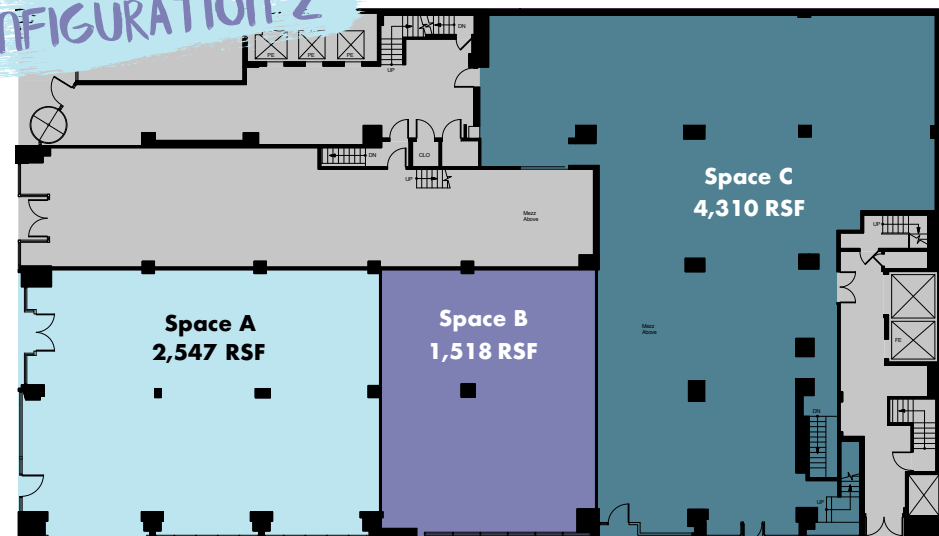
40' on Fifth Avenue
62' on 35th Street

Space B:

Ground 5,545 SF
Ceiling Height 17'

60' on 35th Street

CONFIGURATION 2



Space A:

Ground 2,547 SF
Ceiling Height 16'

40' on Fifth Avenue
55' on 35th Street

Space B:

Ground 1,518 SF
Ceiling Height 17'

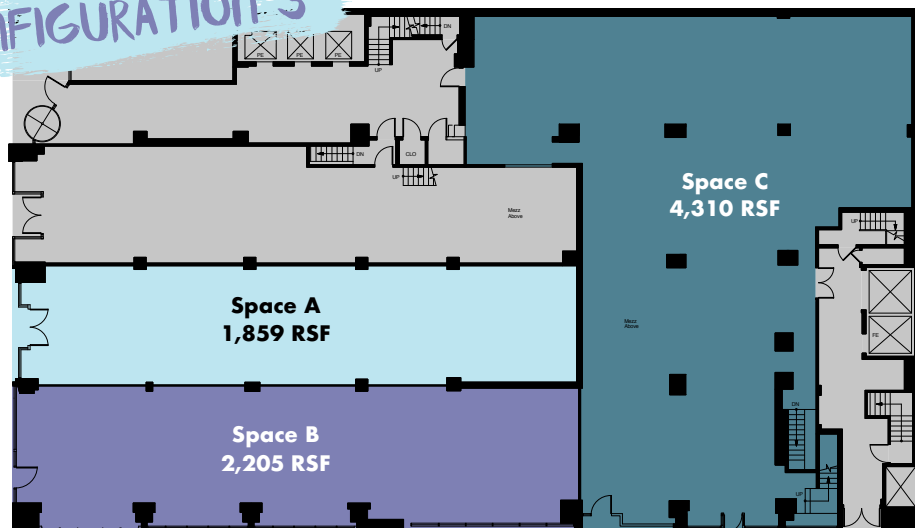
35' on 35th Street

Space C:

Ground 4,310 SF
Ceiling Height 16'

40' on 35th Street

CONFIGURATION 3



Space A:

Ground 1,859 SF
Ceiling Height 17'

20' on Fifth Avenue

Space B:

Ground 2,205 SF
Ceiling Height 17'

20' on Fifth Avenue
90' on 35th Street

Space C:

Ground 4,310 SF
Ceiling Height 16'

40' on 35th Street

SPACE NOTES

- ♦ Premier corner with over 170' of wrap around frontage available
- ♦ Steps from the Empire State Building, Herald Square and 34th Street Shopping Corridor
- ♦ Amazing branding opportunity
- ♦ Convenient to all major mass transportation
- ♦ Tremendous pedestrian foot traffic, 7 days a week
- ♦ Spaces can be combined
- ♦ New storefronts are being designed
- ♦ Lower Level can be made available

Amira Yunis

+1 212 984 8126
Amira.Yunis@cbre.com

Anthony Stanford

+1 212 895 0910
Anthony.Stanford@cbre.com

Elliot Ferris

+1 212 984 8326
Elliot.Ferris@cbre.com