

FOR LEASE

WESTGATE MALL

2285-2524 SCHOENERSVILLE ROAD | BETHLEHEM, PA | LEHIGH COUNTY

JOIN NEW, EXPANDED 63,000 SF WEIS SUPERMARKET

RETAIL



PROPERTY FEATURES

- + Densely populated area with over 98,000 residents within a 3 mile radius
- + Business/Daytime counts of 134,036 people within a 3 mile radius
- + Situated just off of Route 22 (76,290 vehicles per day) and fronting Schoenersville Road (23,200 vehicles per day)

CONTACT US: T +1 610 834 8000

CONTACT US

Adam Kohler

Executive Vice President
+1 610 834 8000
adam.kohler@cbre.com
Licensed: PA
Licensed Salesperson: NJ

Jody King

Vice President
+1 610 398 3384
jody.king@cbre.com
Licensed: PA

CBRE, Inc.

555 E. Lancaster Ave., Suite 120
Radnor, PA 19087
T +1 610 834 8000
F +1 610 834 1793
Licensed Real Estate Broker

www.cbre.us/retail

CBRE

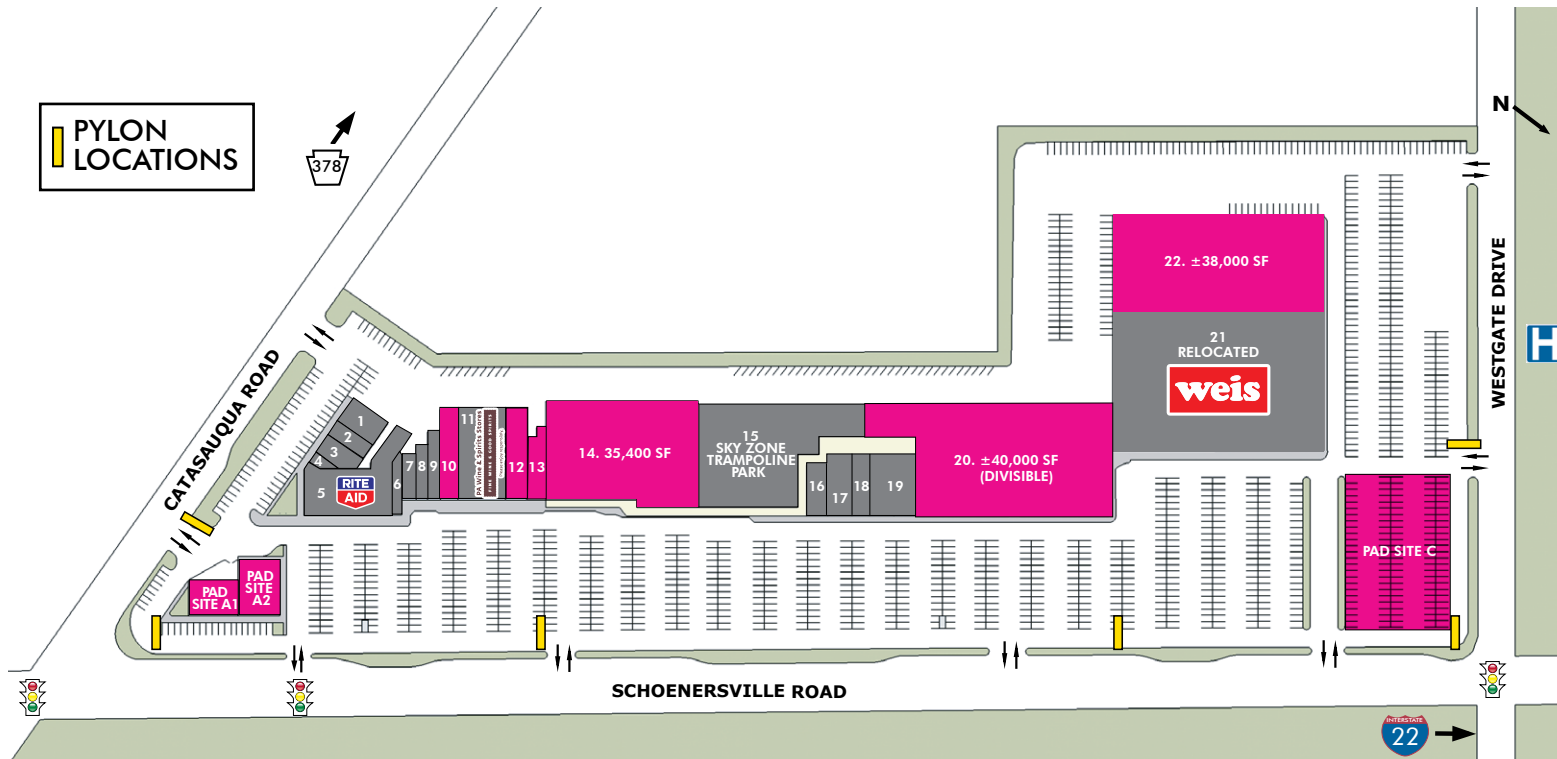
FOR LEASE

WESTGATE MALL

2285-2524 SCHOENERSVILLE ROAD | BETHLEHEM, PA | LEHIGH COUNTY

RETAIL

PROPOSED
PYLON



1. LabCorp
2. New Sound Hearing Centers
3. Panda Cleaners
4. Bethlehem Barber Shop
5. Rite Aid Pharmacy
6. Country Rose Florist
7. Maytag Laundromat

8. Tantastic Tanning Salon
9. Outlooks for Hair
10. AVAILABLE: 3,000 SF
11. Fine Wine & Good Spirits
12. AVAILABLE
13. AVAILABLE: 2,187 SF
14. AVAILABLE: 35,400 SF

15. Sky Zone Trampoline Park
16. GNC
17. Westgate Pizza & Restaurant
18. Johnny's Bagel & Deli
19. Grand China Buffet
20. AVAILABLE: $\pm 40,000$ SF
21. Weis Supermarket
22. AVAILABLE: $\pm 38,000$ SF

PAD SITES

- A1. AVAILABLE: 4,000 SF
A2. AVAILABLE: 4,000 SF
C. AVAILABLE: 1 Acre

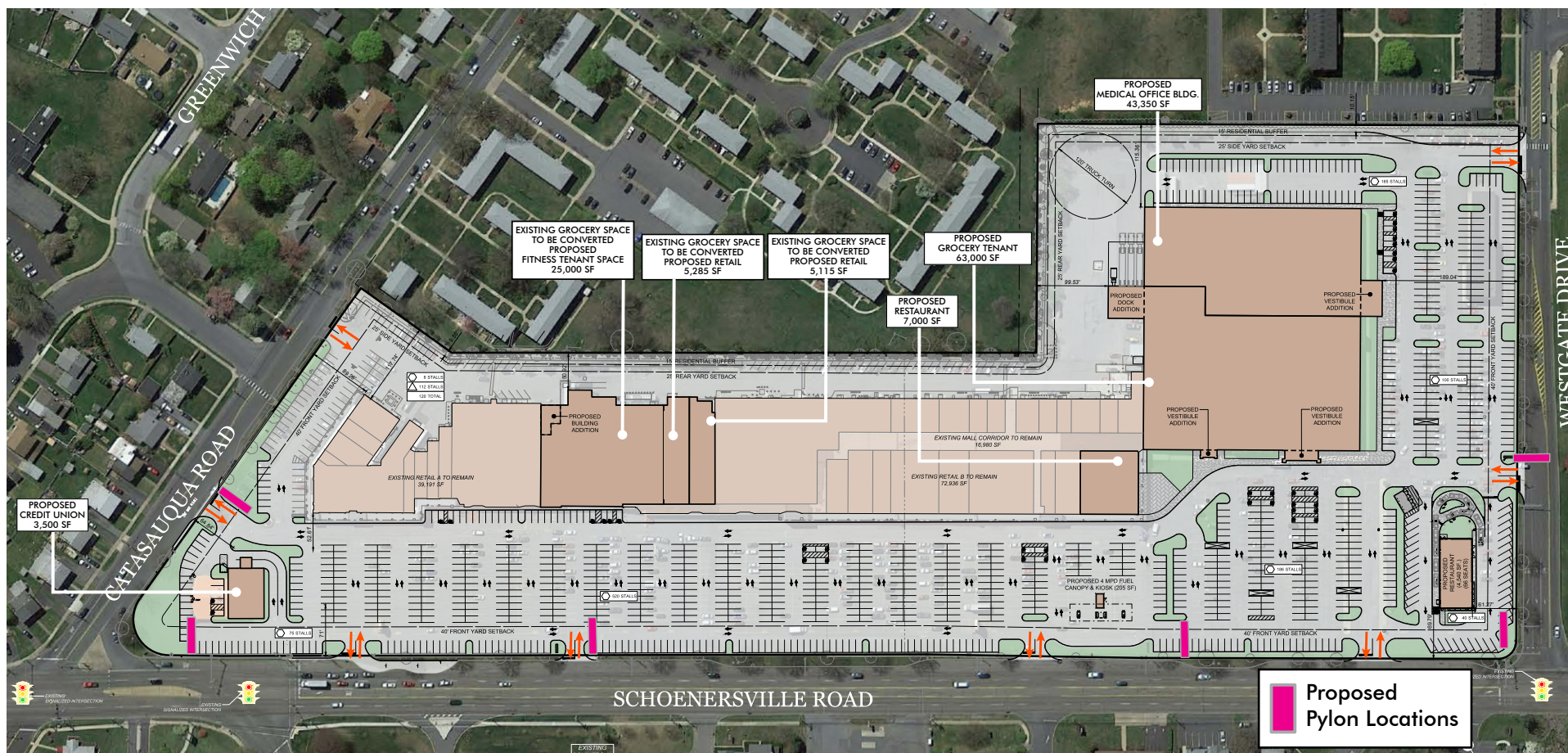


FOR LEASE

WESTGATE MALL

2285-2524 SCHOENERSVILLE ROAD | BETHLEHEM, PA | LEHIGH COUNTY

RETAIL



© 2020 CBRE, Inc. All rights reserved. This information has been obtained from sources believed reliable, but has not been verified for accuracy or completeness. You should conduct a careful, independent investigation of the property and verify all information. Any reliance on this information is solely at your own risk. CBRE and the CBRE logo are service marks of CBRE, Inc. All other marks displayed on this document are the property of their respective owners. Photos herein are the property of their respective owners. Use of these images without the express written consent of the owner is prohibited.

www.cbre.us/retail

CBRE

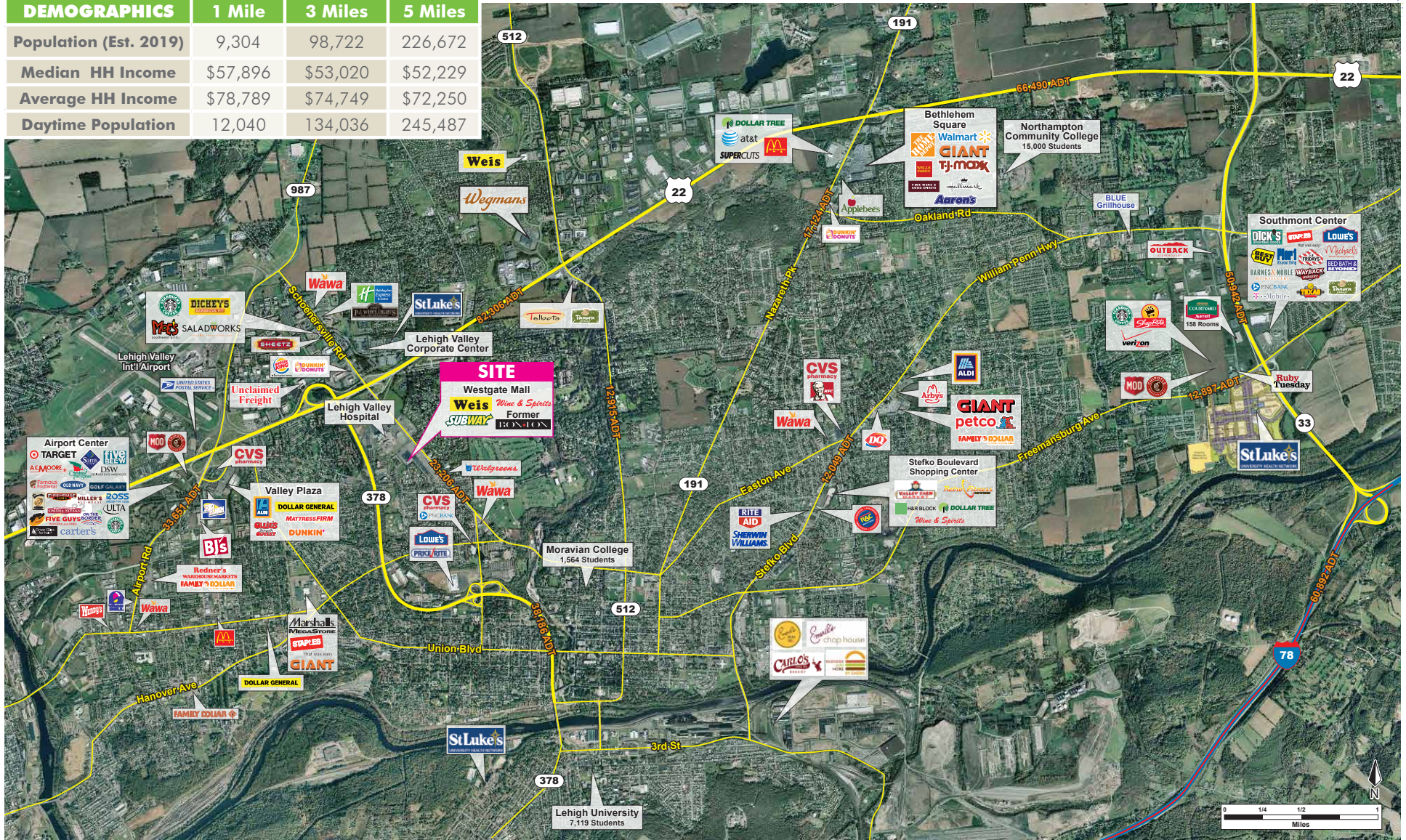
FOR LEASE

WESTGATE MALL

2285-2524 SCHOENERSVILLE ROAD | BETHLEHEM, PA | LEHIGH COUNTY

RETAIL

DEMOGRAPHICS	1 Mile	3 Miles	5 Miles
Population (Est. 2019)	9,304	98,722	226,672
Median HH Income	\$57,896	\$53,020	\$52,229
Average HH Income	\$78,789	\$74,749	\$72,250
Daytime Population	12,040	134,036	245,487



CONTACT US: T +1 610 834 8000

www.cbre.us/retail

CBRE